


Year 3 – Lesson 3 – Turtle Logo Continued

You should try to complete Lessons 1&2 before starting on this lesson

Please go to the Turtle Logo website:

<https://turtleacademy.com/lessons/1>

PLEASE WRITE YOUR NAME																
<p>Task 1: Type in the following commands to draw a square.</p> <pre>CLEARSCREEN SHOWTURTLE FORWARD 100 RIGHT 90 FORWARD 100 RIGHT 90 FORWARD 100 RIGHT 90 FORWARD 100 HIDETURTLE</pre>																
<p>Task 2: We can shorten the commands in task 1 to make it easier and quicker to type.</p> <p>Enter the following code:</p> <pre>CS ST FD 100 RT 90 FD 100 RT 90 FD 100 RT 90 FD 100 HT</pre>	<p>Try to fill in the missing information in the table below:</p> <table border="1" style="margin-left: auto; margin-right: auto; border-collapse: collapse; text-align: center;"> <tr> <td style="padding: 5px;">CS</td> <td style="padding: 5px;">Is the same as typing</td> <td style="padding: 5px;">CLEARSCREEN</td> </tr> <tr> <td style="padding: 5px;"></td> <td style="padding: 5px;">Is the same as typing</td> <td style="padding: 5px;">SHOWTURTLE</td> </tr> <tr> <td style="padding: 5px;">FD</td> <td style="padding: 5px;">Is the same as typing</td> <td style="padding: 5px;"></td> </tr> <tr> <td style="padding: 5px;"></td> <td style="padding: 5px;">Is the same as typing</td> <td style="padding: 5px;">RIGHT</td> </tr> <tr> <td style="padding: 5px;">HT</td> <td style="padding: 5px;">Is the same as typing</td> <td style="padding: 5px;"></td> </tr> </table>	CS	Is the same as typing	CLEARSCREEN		Is the same as typing	SHOWTURTLE	FD	Is the same as typing			Is the same as typing	RIGHT	HT	Is the same as typing	
CS	Is the same as typing	CLEARSCREEN														
	Is the same as typing	SHOWTURTLE														
FD	Is the same as typing															
	Is the same as typing	RIGHT														
HT	Is the same as typing															
<p>Task 3: Try to answer these questions:</p> <p>What do you think is the SHORT command for LEFT ?</p> <p>What do you think is the LONG command for BK ?</p>																

Task 4:

Enter the following code:

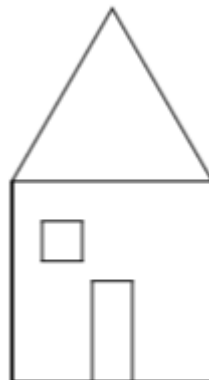
```
CS
ST
FD 100
RT 90
FD 100
RT 90
FD 100
RT 90
FD 100
RT 180
FD 60
LT 90
FD 50
LT 90
FD 20
LT 90
FD 50
RT 90
FD 40
RT 90
FD 100
RT 90
LT 90
BK 100
FD 100
RT 90
FD 100
LT 120
FD 100
LT 120
FD 100
LT 120
HT
```

Hopefully, if you entered the commands exactly as shown you will have drawn a house. Please can you draw a copy of the house below.

Task 5:

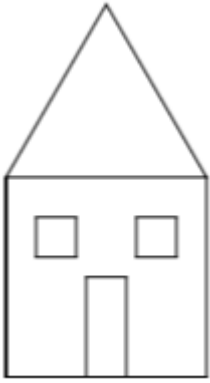
Let's add a window with the following code:

```
st
fd 15
rt 90
pu
fd 20
pd
fd 20
lt 90
fd 20
lt 90
fd 20
lt 90
fd 20
lt 90
ht
```



Task 5:

Can you add another window ?



Please write your code below:

CONGRATULATIONS!

If you have completed all the tasks in all 3 lessons then you are AMAZING!

You are able to write code in Turtle Logo

Answer to Task 5 –

```
st  
lt 90  
pu  
fd 50  
pd  
fd 20  
rt 90  
fd 20  
rt 90  
fd 20  
rt 90  
fd 20  
rt 90  
ht
```