



My planting booklet



Name: _____


Week 1

Can I plant some seeds?

What do my plants need to grow?

1. _____
2. _____
3. _____
4. _____

Draw and label your seed planting at Week 1:



Label your picture with some captions!


Key words:

Seed tray Herb seeds Soil Cling film Plant labels


Week 1

Can I draw and label the steps of planting my seeds?

1.




2.



3.



4.



5.



6.



Key words:

Seed tray Herb seeds Soil Water Sprinkle Labelled Covered

Week 2

Can I observe changes over time?

Draw and label your seeds at Week 2:



How have your seeds changed this week? Write up your observations here using some scientific language. Think about what it smells, looks, feels like too.

Week 3

Can I observe changes over time?

Draw and label your seeds at Week 3:



How have your seeds changed this week? Write up your observations here using some scientific language. Think about what it smells, looks, feels like too.

Week 4

Can I observe changes over time?

Draw and label your seeds at Week 4:



How have your seeds changed this week? Write up your observations here using some scientific language. Think about what it smells, looks, feels like too.

Week 5

Can I observe changes over time?

Draw and label your seeds at Week 5:



How have your seeds changed this week? Write up your observations here using some scientific language. Think about what it smells, looks, feels like too.

Week 6

Can I observe changes over time?

Draw and label your seeds at Week 6:



How have your seeds changed this week? Write up your observations here using some scientific language. Think about what it smells, looks, feels like too.
