



## Practising Spellings At Home

As parents, you can play an important part in developing your children's spelling. Attached is a bank of ideas you might like to dip into for extra support to help consolidate those tricky words.

The games below have been designed for home learning, although they may also be used within the classroom from time-to-time.

### 1) Word Search

Create your own word searches using your spelling words or use this link to get your computer to do it for you:

<http://puzzlemaker.discoveryeducation.com/WordSearchSetupForm.asp>

### 2) Air spelling

Choose a spelling word. With your index finger write the word in the air slowly, say each letter. Your parents need to remind you that you need to be able to 'see' the letters you have written in the air. When you have finished writing the word underline it and say the word again. Now get your parents to ask you questions about the word. For example they could ask 'What is the first letter?' 'What is the last letter?' 'How many letters are there?' etc...

### 3) Media Search

Using a newspaper or magazine you have 15 minutes to look for your spelling words. Circle them in different coloured crayons. Which of your spellings words was used the most times?

### 4) Shaving Cream Practice

An easy way to clean those dirty tables is to finger paint on them with shaving cream. Squirt some on the table (with your parent's permission and supervision!) and then practise spelling your words by writing them with your finger in the shaving cream.

### 5) Salt Box Spelling

Ask your parents to pour salt into a shallow box or tray (about 3cm deep) and then practice writing your spellings in it with your finger.

### 6) Scrabble Spelling

Find the letters you need to spell your words and then mix them up in the bag. Get your parents to time you unscrambling your letters. For extra maths practice you could find out the value of each of your words.

### **7) Pyramid Power**

Sort your words into a list from easiest to hardest. Write the easiest word at the top of the page near the middle. Write the next easiest word twice underneath. Write the third word three times underneath again until you have built your pyramid

### **8) Ransom Note**

Cut the letters needed for your words from a newspaper or magazine and glue them down to spell the words.

### **9) Spell It with Beans**

Use Lima beans (or any dried beans or lentils) to spell out your words. If you glue them onto separate pieces of card, then you have made a great set of flashcards to practise with for the rest of the week.

### **10) Pipe Cleaners or Toothpicks**

These are just a couple of suggestions of things you could use to for your spelling words.

### **11) Tasty Words**

Just like above but this time try to find tasty things to spell your words with, like raisins. Then when you spell them right you get to eat them!

### **12) Design A Word**

Pick one word and write it in bubble letters. Colour in each letter in a different pattern.

### **13) Sign Your Word**

Practise spelling your words by signing each letter. To see the New Zealand Sign Language Alphabet see:

[http://www.deaf.org.nz/images/Downloads/NZSL%20Alphabet%20and%20Numbers\\_A3%20poster.pdf](http://www.deaf.org.nz/images/Downloads/NZSL%20Alphabet%20and%20Numbers_A3%20poster.pdf)

### **14) Water Wash**

Use a paintbrush and water to write your words outside on concrete or pavements.

### **15) ABC Order**

Write your words out in alphabetical order. Then write them in reverse alphabetical order.

### **16) Story Time**

Write a short story using all your words. Don't forget to check your punctuation!

### **17) Simple Sentence**

Write a sentence for each of your words. Remember each sentence must start with a capital letter and end with a full stop.

### **18) Colourful Words**

Use two different coloured pens to write your words, one to write the consonants and one to write the vowels. Do this a couple of times then write the whole word in one colour.

### **19) Memory Game**

Make pairs of word cards. Turn them all over and mix them up. Flip over two cards. If they match you get to keep them. If not, you have to turn them over again. Try to match all the pairs.

## **20) Finger Tracing**

Use your finger to spell out each of your words on your mum or dad's back. Then it's their turn to write the words on your back for you to feel and spell.

## **21) Spelling Steps**

Write your words as if they were steps, adding one letter each time (it's much easier doing this on squared paper).

## **22) Scrambled Words**

Write your words, then write them again with all the letters mixed up.

## **23) X-Words**

Find two of your spelling words with the same letter in and write them so they criss cross.

## **24) Ambidextrous**

Swap your pen into the hand that you don't normally write with. Now try writing out your spellings with that hand.

## **25) Telephone Words**

Translate your words into numbers from the telephone keypad.

## **26) Secret Agent**

Write out the alphabet, and then give each letter a different number from 1 to 26. (a = 1, b = 2, c = 3 etc.). Now you can spell out your words in secret code.

## **27) Missing Letters**

Ask your mum or dad to write out one of your words loads of times on a piece of paper, but each time they have to miss out a letter or two. Then you have to fill in the missing letters. After you have checked them all try it again with another word.

## **28) Listen Carefully**

Ask your parents to spell out one of your words; then you have to say what the word is they've spelt out.

## **29) Acrostic**

Use words that start with each letter in your spelling word. You are more likely to remember it if it makes sense!

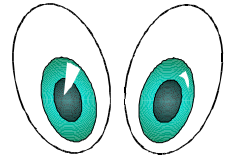
## **30) Spell – a – doodle**

Create a picture and use your spelling words to fill in the detail. Each word must be written three times, e.g. a picture of clouds would have the lines formed with spelling words. You can add to the challenge by giving specific picture topics.

Learning how to spell

SUS


**S**tudy the word



Underline the

difficult part(s)

**S**ay the word



carefully

Learning how to spell

**"Writing the  
word"**

- On someone's back
- On your desk (large)
- With your eyes

Learning how to spell



# Speed Writing

*How often can you  
write the word  
correctly in one  
minute?*



Learning how to spell

# Mnemonics

Making up a "*story*" to help spell a word


was - was auntie sad?



Learning how to spell

Syllables/Chunks

*Breaking the words*  
*into parts / clapping*  
*the sounds*



*going*      *go/ing*  
*running*      *run/ning*  
*returned*      *re/turn /ed*

**Learning how to spell**



# Look for small words

inside the word

about - a, out, bout

teacher - tea, each, her, ache

Learning how to spell

# Be positive



## Learning how to spell

# Words that look the same

Think

back is like ...

pack and

sack

Learning how to spell

# Use of colours

Use a different colour  
for each  
Letter

Learning how to spell

# Odd one out

- Work with others
- From a list of three words, think of reasons why each word is different

going      green      big

Learning how to spell

# Different sizes of letters

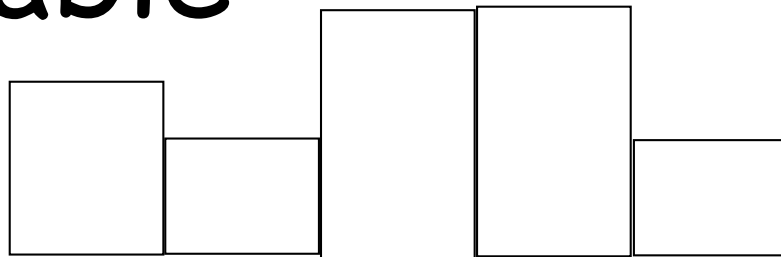
woman - WoMaN

returning - ReTuRnInG

Learning how to spell

# Shapes of words

Draw the shape of the word table

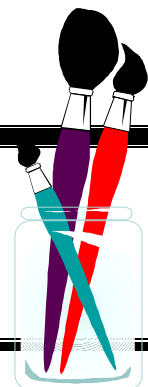


Learning how to spell

# Making words with letters


- Put all the letters in an arc
- Listen to word
- Place letters in boxes

Learning how to spell





# Visualising

- Look at your word
- "Throw" it at the wall 
- Can you still "see" it?
- Spell it aloud

Learning how to spell

# Writing the word in fancy letters

- Bubble writing
- Cursive
- Italics


Learning how to spell

# Use a spelling rule

- "i" before "e"  
except after "c"
- change the "y" to "i"  
and add "es"

Learning how to spell

Look-



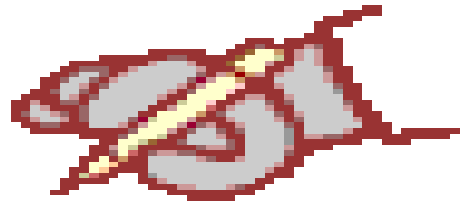
Say-



Cover-



Write-



Check-



Learning how to spell

# Using post-its



- place post-its in suitable places at eye level

Learning how to spell

# Recording

**your own voice**

- say the word
- spell the word
- listen
- echo



Learning how to spell

# Three Times

Write the word 3  
times in different  
colours

three three three

Learning how to spell

**Pyramid**

**Writing**

Write your word in  
the shape of a  
pyramid

**w**

**wa**

**was**



Learning how to spell

## Consonant Circles

a ○ e ○ i ○

Write the word then  
circle all the  
consonants

Learning how to spell

# Blue vowels

a e i o u

Write the word then  
go over each vowel in  
blue

because

Learning how to spell

# Words without vowels

b \_ c \_ \_ s \_

Write each word with a line  
instead of each vowel.

Go back later and fill in the  
missing vowels

enough  
exercise  
experience  
experiment  
extreme  
famous  
favourite  
February  
forward(s)  
fruit  
grammar  
group  
guard  
guide  
heard  
heart  
height  
history  
imagine  
increase  
important  
interest  
island  
knowledge  
learn  
length  
library  
material  
medicine  
mention  
minute  
natural  
naughty  
notice

occasion(ally)  
often  
opposite  
ordinary  
particular  
peculiar  
perhaps  
popular  
position  
possess(ion)  
possible  
potatoes  
pressure  
probably  
promise  
purpose  
quarter  
question  
recent  
regular  
reign  
remember  
sentence  
separate  
special  
straight  
strange  
strength  
suppose  
surprise  
therefore  
though/although  
thought  
through  
various  
weight

different  
difficult  
disappear  
early  
earth  
eight/eighth  
enough  
exercise  
experience  
experiment  
extreme  
famous  
favourite  
February  
fward(s)  
fruit  
grammar  
group  
guard  
guide  
heard  
heart  
height  
history  
imagine

Year 5 & 6 Statutory words

accommodate  
accompany  
according  
achieve  
aggressive  
amateur  
ancient  
apparent  
appreciate  
attached  
available  
average  
awkward  
bargain  
bruise  
category  
cemetery  
committee  
communicate  
community  
competition  
conscience\*  
conscious\*  
controversy  
convenience  
correspond  
criticise (critic +  
ise)  
curiosity  
definite  
desperate  
determined  
develop  
dictionary

disastrous  
embarrass  
environment  
equip (-ped, -ment)  
especially  
exaggerate  
excellent  
existence  
explanation  
familiar  
foreign  
forty  
frequently  
government  
guarantee  
harass  
hindrance  
identity  
immediate(ly)  
individual  
interfere  
interrupt  
language  
leisure  
lightning  
marvellous  
mischievous  
muscle  
necessary  
neighbour  
nuisance  
occupy  
occur

opportunity  
parliament  
persuade  
physical  
prejudice  
privilege  
profession  
programme  
pronunciation  
queue  
recognise  
recommend  
relevant  
restaurant  
rhyme  
rhythm  
sacrifice  
secretary  
shoulder  
signature  
sincere(ly)  
soldier  
stomach  
sufficient  
suggest  
symbol  
system  
temperature  
thorough  
twelfth  
variety  
vegetable  
vehicle  
yacht

